

albedor

Effective 1st January 2020
raw doors (for paint)



raw doors (for paint)

Albedor Raw doors (for paint) are manufactured using the highest quality materials and are supplied raw to be painted and finished by others in the colour/finish of your choice. All of our Thermo Formed door profiles are available in raw, as well as some designs specific to our Raw door range eg: Finger Pull and Square Internal profiles. Raw doors for paint are generally supplied with a square edge but other edge details are also available. Albedor also have a range of decorative items to compliment your doors, supplied raw ready to paint. These doors (in their painted state) are also known as 2pack, Poly door or Emporite doors.

Key features

- Unlimited colour and finish choice
- Can have square internal edges
- Can have a high gloss or satin finish on all recessed and routed profiles
- Seamless edges (no lines)

Specifications

- Substrate is E0 18mm MR MDF (Moisture Resistant Medium Density Fibreboard) double sided white melamine
- Raw MDF (no melamine) is also available on request
- Nominal 18mm thickness however other thicknesses can be manufactured on enquiry

General

- Manufactured in Victoria


For more information please refer to our website www.albedor.com.au




Abby



Rose



Ella




Square Internal



Ava



Jessie (25mm only)




Lily (25mm only)



V Pull (25mm only)



Jay Pull



Jay Pull Round



Matching decorative kicker for Abby and Rose door

These designs are available as doors for paint only. All of our Thermo Formed door profiles are available as raw ready to paint.



door design: sheree square





Albedor Industries Pty Ltd
7 Research Drive Croydon South Vic 3136
Ph (03) 9761 6330 Fax (03) 9761 6331
albedor@albedor.com.au

For more information please refer to our website
www.albedor.com.au

